

## QUICK INSTALLATION GUIDE

# Wireless-G Broadband Router with SpeedBooster

Model: WRT54GS

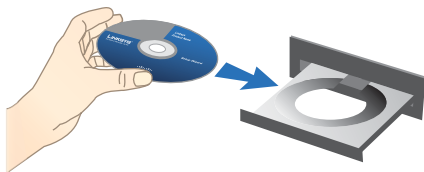


### Package Contents

- Wireless-G Broadband Router with SpeedBooster
- Setup Software and User Guide on CD
- Network Cable
- Power Adapter
- Quick Installation Guide

# Installation

- A. Insert the Setup CD-ROM into your CD-ROM drive.



- B. If you use a PC, click **Start Setup**, and proceed to step D.

If you use a Mac, skip to step C.



- C. Double-click the CD on your desktop.

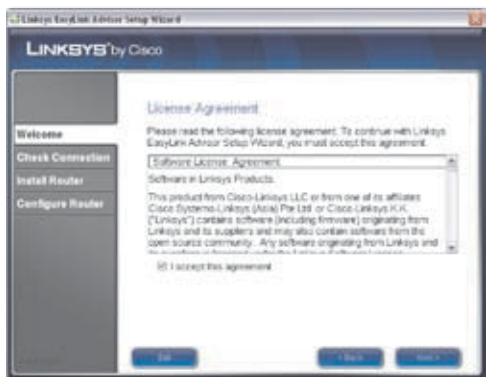
Then double-click the **Device Setup** icon.



D. Select your language from the drop-down menu. Click **Next**.



E. Select **I accept this agreement**. Click **Next**.



- F. The Linksys EasyLink Advisor (LELA) Setup Wizard displays a series of screens that will guide you through the Router's physical installation and setup. Follow the instructions in these screens.





- G. Follow the instructions until you see the *Network Configured* screen. Click on *Learn about connecting other computers to this network* to view sharing options, or click **Next** to finish the setup.



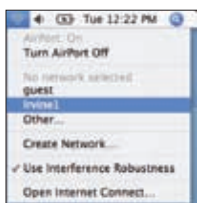
**Congratulations! Setup is complete.**

## Wireless Connection to Your PC

The Setup Wizard will guide you through the steps to install Linksys EasyLink Advisor on your computer. When the *Welcome* screen appears, click **Go Wireless**, and Linksys EasyLink Advisor will help you create a wireless connection between the Router and your computer. Then follow the on-screen instructions.

## Wireless Connection to Your Mac

1. Click the **Wireless**  icon on your desktop.
2. Select your wireless network.



3. If security is enabled, you will be prompted for a password. (The password, also known as a network security key, was saved in the Linksys.txt file on your desktop. Double-click the file to open it.)



Enter the password, and then click **OK**.



Additional information or troubleshooting help is available in the User Guide; visit [www.linksys.com](http://www.linksys.com) to download it. Additional support is also available by phone or online.

**24-Hour Technical Support**  
800-326-7114

**Website**  
<http://www.linksys.com>

**Support**  
<http://www.linksys.com/support>

**RMA (Return Merchandise Authorization)**  
<http://www.linksys.com/warranty>

**FTP Site**  
<ftp://ftp.linksys.com>

**Sales Information**  
800-546-5797 (800-LINKSYS)

Linksys is a registered trademark or trademark of Cisco Systems, Inc. and/or its affiliates in the U.S. and certain other countries. Copyright © 2008 Cisco Systems, Inc. All rights reserved. Other brands and product names are trademarks or registered trademarks of their respective holders.

**LINKSYS**® by Cisco

