

---

**802.11A/B/G/N/AC 1T1R WLAN USB Dongle/  
802.11A/B/G/N/AC 1T1R 無線網路模組**

**WN4509L**

**(Realtek RTL8811AU)**

**ASUS**

**User's Manual**

---

## **REGULATORY STATEMENTS**

### **FCC WARNING STATEMENT**

#### **FEDERAL COMMUNICATIONS COMMISSION INTERFERENCE STATEMENT**

This equipment has been tested and found to comply with the limits for a Class B digital device, pursuant to Part 15 of the FCC Rules. These limits are designed to provide reasonable protection against harmful interference in a residential installation. This equipment generates, uses and can radiate radio frequency energy and, if not installed and used in accordance with the instructions, may cause harmful interference to radio communications. However, there is no guarantee that interference will not occur in a particular installation. If this equipment does cause harmful interference to radio or television reception, which can be determined by turning the equipment off and on, the user is encouraged to try to correct the interference by one or more of the following measures:

- Reorient or relocate the receiving antenna.
- Increase the separation between the equipment and receiver.
- Connect the equipment into an outlet on a circuit different from that to which the receiver is connected.
- Consult the dealer or an experienced radio/TV technician for help.

#### **CAUTION:**

Any changes or modifications not expressly approved by the party responsible for compliance could void the user's authority to operate the equipment.

This device complies with Part 15 of the FCC Rules. Operation is subject to the following two conditions:

- (1) This device may not cause harmful interference and
- (2) This device must accept any interference received, including interference that may cause undesired operation.

#### **RF exposure warning**

This equipment must be installed and operated in accordance with provided instructions and the antenna(s) used for this transmitter must be installed to provide a separation distance of at least 20 cm from all persons and must not be co-located or operating in conjunction with any other antenna or transmitter. End-users and installers must be provide with antenna installation instructions and transmitter operating conditions for satisfying RF exposure compliance.

---

## **End Product Labeling**

This transmitter module is authorized only for use in device where the antenna may be installed such that 20cm may be maintained between the antenna and users. The final end product must be labeled in a visible area with the following: "Contains FCC ID: MSQ-WN4509L ”

## **Information for the OEMs and Integrators**

The following statement must be included with all versions of this document supplied to an

OEM or integrator, but should not be distributed to the end user.

- 1) This device is intended for OEM integrators only.
- 2) Please see the full Grant of Equipment document for other restrictions.

This device is operation in 5.15 – 5.25GHz frequency range, then restricted in indoor use only, Outdoor operations in the 5150~5250MHz is prohibit.

This device is slave equipment, the device is not radar detection and not ad-hoc operation in the DFS band.

## **Canada, Industry Canada (IC) Notices**

This device complies with Canada licence-exempt RSS standard(s).

Operation is subject to the following two conditions: (1) this device may not cause interference, and (2) this device must accept any interference, including interference that may cause undesired operation of the device.

## **Canada, avis d'Industry Canada (IC)**

Cet appareil est conforme avec Industrie Canada exemptes de licence RSS standard(s). Son fonctionnement est soumis aux deux conditions suivantes : (1) cet appareil ne doit pas causer d'interférence et (2) cet appareil doit accepter toute interférence, notamment les interférences qui peuvent affecter son fonctionnement.

## **Radio Frequency (RF) Exposure Information**

The radiated output power of the Wireless Device is below the Industry Canada (IC) radio frequency exposure limits. The Wireless Device should be used in such a manner such that the potential for human contact during normal operation is minimized.

This device has also been evaluated and shown compliant with the IC RF Exposure limits under mobile exposure conditions. (antennas are greater than 20cm from a person's body).

## **Informations concernant l'exposition aux fréquences radio (RF)**

La puissance de sortie émise par l'appareil de sans fil est inférieure à la limite d'exposition aux fréquences radio d'Industry Canada (IC). Utilisez l'appareil de sans fil de façon à minimiser les contacts humains lors du fonctionnement normal.

Ce périphérique a également été évalué et démontré conforme aux limites d'exposition aux

---

RF d'IC dans des conditions d'exposition à des appareils mobiles (antennes sont supérieures à 20 cm à partir du corps d'une personne).

This radio transmitter IC: 3568A-WN4509L has been approved by Industry Canada to operate with the antenna types listed below with the maximum permissible gain and required antenna impedance for each antenna type indicated. Antenna types not included in this list, having a gain greater than the maximum gain indicated for that type, are strictly prohibited for use with this device.

Cet émetteur radio IC: 3568A-WN4509L a été approuvé par Industrie Canada pour fonctionner avec les types d'antennes énumérés ci-dessous avec le gain maximal admissible et impédance d'antenne requise pour chaque type d'antenne indiqué. Types d'antennes n'est pas inclus dans cette liste, ayant un gain supérieur au gain maximal indiqué pour ce type, sont strictement interdits pour une utilisation avec cet appareil.

## **NCC:**

低功率電波輻射性電機管理辦法

(1)在 5.25-5.35 GHz 頻帶內操作之無線資訊傳輸設備，限於室內使用。

(2)本模組於取得認證後將依規定於模組本體標示審驗合格標籤，並要求最終產品平台廠商(OEM Integrator)於最終產品平台(End Product)上標示” 本產品內含射頻模組，其 NCC 型式認證號碼為:CCXXxxYYyyZzW

(3)經型式認證合格之低功率射頻電機，非經許可，公司、商號或使用者均不得擅自變更頻率、加大功率或變更原設計之特性及功能。

(4)低功率射頻電機之使用不得影響飛航安全及干擾合法通信；經發現有干擾現象時，應立即停用，並改善至無干擾時方得繼續使用。

前項合法通信，指依電信法規定作業之無線電通信。低功率射頻電機須忍受合法通信或工業、科學及醫療用電波輻射性電機設備之干擾。

警語標示的方式依據是：“低功率電波輻射性電機管理辦法”第十條“製造、輸入或販賣低功率射頻電機者，應於低功率射頻電機使用說明書內加印第十二條及第十四條之規定內容”。

---

## INTRODUCTION

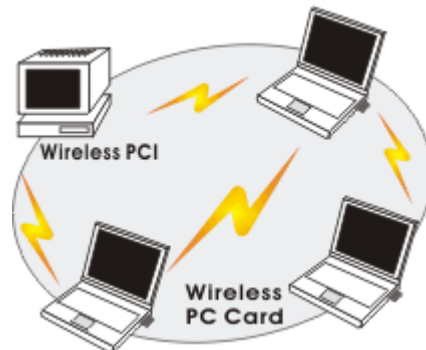
The **802.11ac, 1T1R Wireless LAN USB2.0 Module** is a device that allows you connect your computer to a wireless local area network (LAN). A wireless LAN allows your system to use wireless Radio Frequency (RF) technology to transmit and receive data without physically attaching to the network. The Wireless protocols that come with this product ensure data security and isolation from interference generated by other radio frequencies.

This card also allows you to take full advantage of your computer's mobility with access to real-time information and online services anytime and anywhere. In addition, this device eliminates the bother of pulling cable through walls and under furniture. It even allows you to place your system in locations where cabling is impossible. Modifying and augmenting networks has never been so easy.

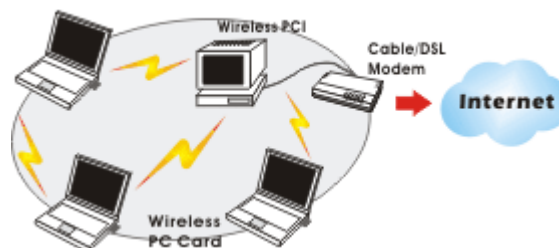
### Wireless Network Options

#### The Peer-to-Peer Network

This network installation lets you set a small wireless workgroup easily and quickly. Equipped with wireless PC Cards or wireless PCI, you can share files and printers between each PC and laptop.

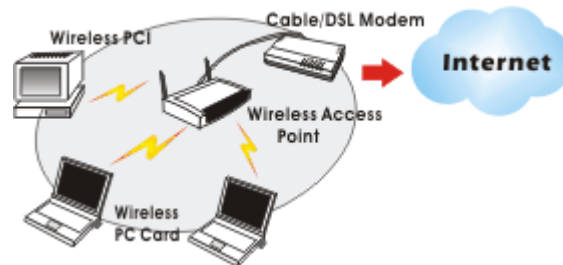


You can also use one computer as an Internet Server to connect to a wired global network and share files and information with other computers via a wireless LAN.



#### The Access Point Network

The network installation allows you to share files, printers, and Internet access much more conveniently. With Wireless LAN Cards, you can connect wireless LAN to a wired global network via an **Access Point**.



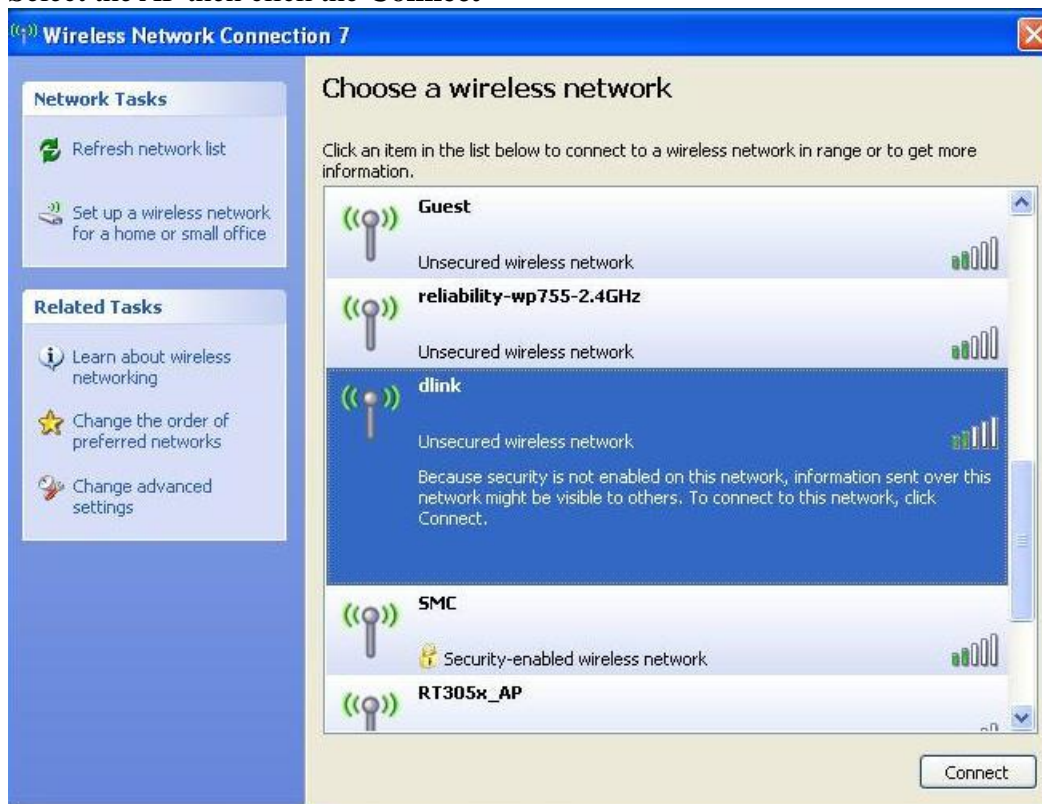
## NETWORK CONNECTION

Once the device driver is well installed, a network setting described in the following should be also established.

1. Click the Wireless icon to enable Windows Zero Configure.



2. Select the AP then click the **Connect**



### 3. Surfing the Internet after completing connection.

