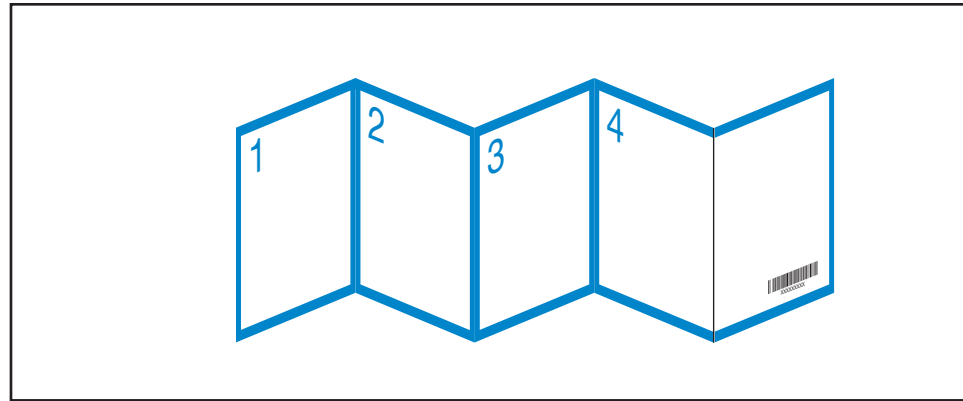


Wireless Plus QSG-PANAM
 Part Number: 100716709 10/12
 Folded Size: 82.5mm W x 120.6mm H
 Trim Size: mm 412.5W X 120.6mm H
 Colors: 2C/2C

Seagate Blue


K



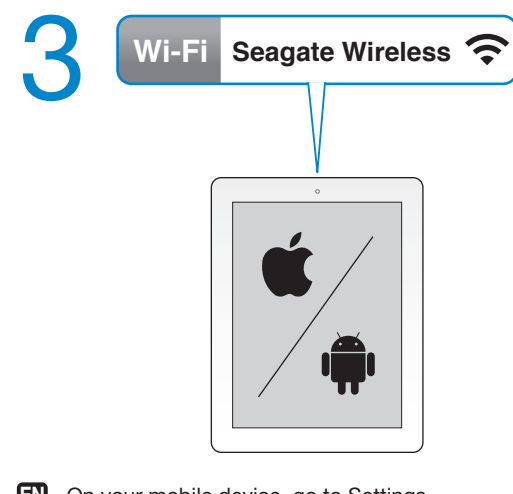
Wireless Plus QSG - PANAM



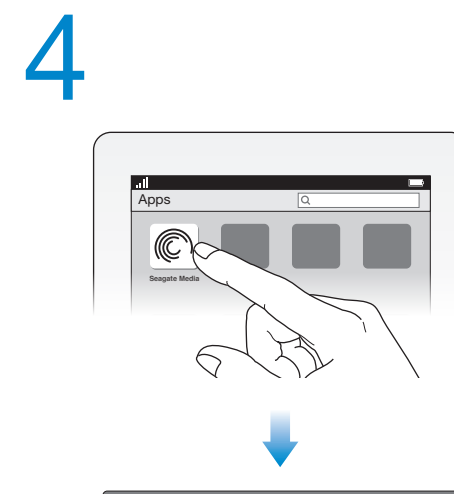
- 1**
- EN** Power on. Wait until the broadcast LED is solid blue.
 - FR** Allumez. Attendez que le voyant de diffusion bleu soit fixe.
 - ES** Encienda la unidad. Espere hasta que el indicador LED de transmisión se muestre de color azul fijo.
 - BR** Ligue. Aguarde até o LED de transmissão ficar azul constante.



- 2**
- EN** On your mobile device, download *Seagate Media* from your App store.
 - FR** Sur votre appareil mobile, téléchargez *Seagate Media* depuis l'App Store.
 - ES** En el dispositivo móvil, descargue *Seagate Media* de App Store.
 - BR** Em seu dispositivo móvel, faça download do *Seagate Media* no App Store.



- 3**
- EN** On your mobile device, go to Settings. Select *Seagate Wireless* from the list of available networks.
 - FR** Sur votre appareil mobile, accédez à Paramètres/Réglages. Sélectionnez *Seagate Wireless* dans la liste des réseaux disponibles.
 - ES** En el dispositivo móvil, diríjase a la Configuración. Seleccione *Seagate Wireless* en la lista de redes disponibles.
 - BR** No dispositivo, vá para Configurações. Seleccione *Seagate Wireless* na lista de redes disponíveis.



- 4**
- EN** On your mobile device, launch the *Seagate Media* app. A tutorial begins to help you get started using your *Seagate Wireless Plus*. This tutorial is also available in Help.
 - FR** Sur votre appareil mobile, lancez l'app *Seagate Media*. Un didacticiel vous aidera alors à commencer à utiliser votre *Seagate Wireless Plus*. Ce didacticiel est aussi disponible dans l'Aide.
 - ES** En el dispositivo móvil, inicie la aplicación *Seagate Media*. Se mostrará un tutorial que le ayudará a empezar a utilizar su *Seagate Wireless Plus*. Dicho tutorial también se encuentra disponible en la Ayuda.
 - BR** No dispositivo móvel, inicie o aplicativo *Seagate Media*. Um tutorial o ajudará a começar a usar o *Seagate Wireless Plus*. Esse tutorial também está disponível em Ajuda.



EN WWW.SEAGATE.COM

Additional software assistance is available by clicking **HELP** in the software menu. Visit us at our **Support** pages for assistance with:

- **Installation:** Additional instructions and troubleshooting assistance
 - **Warranty Information**
- To contact support, visit us at our **Contact Us** page.

CAUTION: Use with provided power supply only.

NOTE: To protect your data, always follow the safe removal procedures for your operating system when disconnecting your product.

This product contains a lithium-ion battery and must be disposed of properly. See www.seagate.com for information about recycling and proper disposal.

FCC DECLARATION OF CONFORMANCE

This device complies with Part 15 of the FCC Rules. Operation is subject to the following two conditions: (1) this device may not cause harmful interference, and (2) this device must accept any interference received, including interference that may cause undesired operation.

CLASS B

This equipment has been tested and found to comply with the limits for a Class B digital device, pursuant to Part 15 of the FCC Rules. These limits are designed to provide reasonable protection against harmful interference in residential installation. This equipment generates, uses, and can radiate radio frequency energy and, if not installed and used in accordance with the instructions, may cause harmful interference to radio communications.

However, there is no guarantee that interference will not occur in a particular installation. If this equipment does cause harmful interference to radio or television reception, which can be determined by turning the equipment off and on, the user is encouraged to try to correct the interference by one or more of the following measures:

- Reorient or relocate the receiving antenna.
- Increase the separation between the equipment and receiver.
- Connect the equipment into an outlet on a circuit different from that to which the receiver is connected.
- Consult the dealer or an experienced radio/TV technician for help.

CAUTION: Any changes or modifications made to this equipment may void the user's authority to operate this equipment.

FR WWW.SEAGATE.COM

Pour obtenir de l'aide supplémentaire relative au logiciel, cliquez sur **AIDE** dans le menu du logiciel. Consultez les pages de support technique de notre site pour toute question relative aux points suivants :

- **Installation :** instructions supplémentaires et assistance dépannage
 - **Informations sur la garantie**
- Pour contacter le support technique, consultez la page **Nous contacter**.

ATTENTION : utiliser exclusivement avec la source d'alimentation fournie

REMARQUE : pour protéger vos données, suivez toujours les procédures de retrait sécurisé correspondant à votre système d'exploitation lors de la déconnexion du produit.

Ce produit contient une batterie au lithium-ion qui doit être mise au rebut de façon appropriée. Consultez le site www.seagate.com pour obtenir des informations sur le recyclage et la mise au rebut appropriée.

ES WWW.SEAGATE.COM

Si precisa asistencia adicional, haga clic en **AYUDA** en el menú del software. Consulte nuestras páginas de asistencia técnica para recibir ayuda sobre:

- **Instalación:** Instrucciones adicionales y asistencia para la resolución de problemas
- **Información de garantías**

Para ponerse en contacto con el servicio de asistencia técnica, consulte nuestra página **Contacto**.

PRECAUCIÓN: utilice el producto únicamente con la fuente de alimentación incluida.

NOTA: Para proteger sus datos, asegúrese de seguir los procedimientos de extracción segura de su sistema operativo siempre que desconecte el producto.

Este producto incluye una batería de ión litio que debe desecharse de forma adecuada. Consulte www.seagate.com para obtener más información sobre cómo reciclar o desechar los productos de forma correcta.

BR WWW.SEAGATE.COM

Assistência adicional com o software está disponível clicando em **AJUDA** no menu do software. Visite nossas páginas de Suporte para obter ajuda com:

- **Instalação:** Instruções adicionais e assistência para solução de problemas
- **Informações sobre garantia**

Para entrar em contato com o suporte, visite nossa página **Contact Us** (Entre em contato conosco).

CUIDADO: Use somente com a fonte de alimentação fornecida

NOTA: Para proteger seus dados, sempre siga os procedimentos de remoção segura de seu sistema operacional ao desconectar o produto.

Este produto contém uma bateria de íon-lítio que deve ser descartada adequadamente. Consulte www.seagate.com para obter informações sobre reciclagem e descarte adequado.

This device complies with Industry Canada licence-exempt RSS standard(s). Operation is subject to the following two conditions: (1) this device may not cause interference, and (2) this device must accept any interference, including interference that may cause undesired operation of the device.

Cet appareil est conforme aux normes d'Industrie Canada exemptes de licence RSS (s). Son fonctionnement est soumis aux deux conditions suivantes: (1) cet appareil ne doit pas provoquer d'interférences, et (2) cet appareil doit accepter toute interférence, y compris les interférences pouvant provoquer un fonctionnement indésirable de l'appareil.

Información para NOM (únicamente para México)
 La siguiente información se proporciona en el dispositivo o dispositivos descritos en este documento, en cumplimiento con los requisitos de la Norma oficial mexicana (NOM):
 Número de modelo reglamentario: 1AYBA2
 Clasificación: Class III, Supplied by SELV
 CARACTERÍSTICAS ELÉCTRICAS: 5V 2A
 ADAPTADOR ca/c: ENTRADA: 100-240V~, 50-60Hz, 0.9A Max SALIDA: 5V 2A

COFETEL regulation NOM-121 section 4.2.6
 La operación de este equipo está sujeta a las siguientes dos condiciones: (1) es posible que este equipo o dispositivo no cause interferencia perjudicial y (2) este equipo o dispositivo debe aceptar cualquier interferencia, incluyendo la que pueda causar su operación no deseada.

www.seagate.com/www/support/wirelessplus

1-800-Seagate or 1-800-732-4283

<http://www.facebook.com/seagate>



© 2012 Seagate Technology LLC. All rights reserved. Seagate, Seagate Technology, the Wave logo and Seagate Media are trademarks or registered trademarks of Seagate Technology LLC, or one of its affiliated companies in the United States and/or other countries. All other trademarks or registered trademarks are the property of their respective owners. Seagate reserves the right to change, without notice, product offerings or specifications.

Seagate Technology LLC
 10200 S. De Anza Blvd.
 Cupertino, CA 95014
 U.S.A.

Model 1AYBA2
 PN: 100716709 10/12



Seagate

Wireless Plus

MOBILE DEVICE
 STORAGE
 DISQUE DE STOCKAGE
 PORTABLE

QUICK START GUIDE
 GUIDE DE DÉMARRAGE RAPIDE
 GUÍA DE INICIO RÁPIDO
 GUIA DE INÍCIO RÁPIDO