

ERB-9250

THE LEADER IN LONG RANGE WIRELESS HOME NETWORKING

300Mbps Wireless N Range Expander

2.4GHz



Freedom of Wireless

The Wireless N Range Expander is the easiest way to expand wireless coverage in your home or small office. Just put it in between your wireless router and the dead spot in your area that you want to cover. It is designed to "repeat" signals into the far, hard-to-reach areas of your home or office. Eliminating the need to run cables lets you build a wireless network in a most cost effective way. The Wireless-N Range Expander works with most Wireless access points and wireless routers, and is compatible with Wireless-B, G, and N devices. Installation is a snap with push-button setup. Just plug it in and press the button. There is also an easy to use installation wizard for more complicated setups.



Key Differentiators

WIRELESS 802.11N TECHNOLOGY

The most advanced wireless networking technology for the best range and speed

PUSH-BUTTON SETUP

Configurable through push-button setup, your networked PC's Web browser, or the included Setup Wizard

RANGE EXPANDER FEATURE

Extends the range of Wi-Fi networks to areas that the signal cannot reach.

WORKS WITH WIRELESS-B, WIRELESS-G AND WIRELESS-N

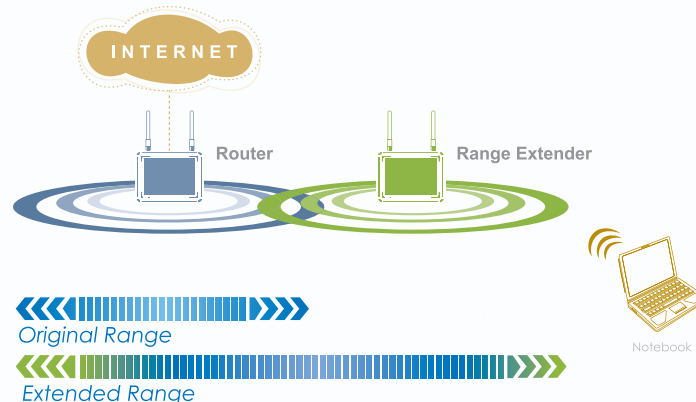
CLIENT BRIDGE MODE

One 10/100 port allows connection of an Ethernet equipped device to a wireless network

SUPPORTS WEP, WPA, AND WPA2 SECURITY

REMOVEABLE AND UPGRADEABLE ANTENNAS

Range Expander



One Touch Setup



WDS



Range Expander



WEP, WPA WPA2



Maximum data rates are based on IEEE 802.11 standards. Actual throughput and range can vary depending on many factors including network conditions, environmental factors, distance between devices, radio interference in the operating environment, and mix of devices in the network

EnGenius®

www.engeniustech.com

Technical Specifications Specifications may change without notice.

HARDWARE SPECIFICATION

MCU	RT3052, 384MHz embedded RF/MAC/BBP
Memory	32MB SDRAM
Flash	4MB
PCB Dimension	100mm * 90mm
Physical Interface	Ethernet: One 10/100 Fast Ethernet RJ-45 Reset Button Power Jack
LEDs Status	Power/ Status LAN (Internet connection) WLAN (Wireless Connection)
Power Requirements	Power Supply: 200 to 240 VDC ± 10% (ETSI) 100 to 120 VDC ± 10% (FCC) Device: 12 V / 1.25A

RF SPECIFICATION

Frequency Band	2.400~2.484 GHz				
Modulation Technology	OFDM: BPSK, QPSK, 16-QAM, 64-QAM DBPSK, DQPSK, CCK				
Operation Channels	11 for North America, 14 for Japan, 13 for Europe				
Wireless Settings	Wireless Mode - 11b/ 11g /11n Channel Selection (Setting varies by Country) Channel Bandwidth (Auto, 20MHz, 40MHz) Transmission Rate - 11g: Best. 54, 48, 36, 24, 18, 12, 11, 9, 6, 5.5, 2, 1 in Mbps				
		Guard Interval 800ns		Guard Interval 400ns	
	MCS Index	20MHz (Mbps)	40MHz (Mbps)	20MHz (Mbps)	40MHz (Mbps)
	0	6.5	13.5	7.2	15
	1	13	27	14.4	30
	2	19.5	40.5	21.7	45
	3	26	54	28.9	60
	4	39	81	43.3	90
	5	52	108	57.8	120
	6	58.5	121.5	65	135
	7	65	135	72.2	157.5
	8	13	27	14.4	30
	9	26	54	28.9	60
	10	39	81	43.3	90
	11	52	108	57.8	120
12	78	162	86.7	180	
13	104	216	115.6	240	
14	117	243	130	270	
15	130	270	144.4	300	
Receive Sensitivity (Typical)	IEEE802.11n(2RX) MCS0/8 @ -91dBm • MCS7/15@ -74dBm IEEE802.11g (2RX) 6Mbps@ -92dBm • 54Mbps@ -75dBm IEEE802.11b (1RX) 1Mbps@ -93dBm • 11Mbps@ -91dBm				
Available Transmit Power	IEEE802.11n MCS 0~15@ typical 16 dBm IEEE802.11g 6~54 Mbps@ typical 16 dBm IEEE802.11b 1, 11Mbps@ typical 19 dBm				
Antenna *2	Peak Gain = 2 dBi				

SOFTWARE FEATURES


Utility	Easy Setup Wizard
Router User Interface	
Access Method	Web Based (HTTP 1.0/1.1)
Browser Compatibility	Microsoft Internet Explorer 5.5/6/7 • Safari ver1.2 • Firefox 2.0 or later
Operation Mode	CB (2.5 NAT) Client Bridge Repeater
Output Power Control	10% / 25% / 50% / 75% / 100%
WiFi	WMM
Security	WEP (64/128 bit) WPA-PSK Personal, WPA2-PSK Personal, WPA/WPA2-PSK (Personal), WPA-EAP Enterprise, WPA2-Enterprise, WPS/WPA2-EAP (Enterprise) TKIP/AES

ENVIRONMENT & PHYSICAL


Temperature Range	Operating: 0°C to 45°C (32°F to 113°F) Storage: -10°C to 70°C (14°F to 158°F)
Humidity (non-condensing)	15% - 95% typical
Dimensions	L: 4.92" (125mm) x W: 3.85" (98mm) x H: 0.98" (25mm)

TOP PANEL (LED STATUS)

LAN	1 (Link-> blue on, traffic->blink)
WLAN	1 (Link-> blue on, traffic->blink)
Power/Status	1 (On-> red Test/reset default->blink)



BACK PANEL



EnGenius Technologies

1580 Scenic Avenue
Costa Mesa, CA 92626
USA

888.735.7888