

Dual Band AC1300 Wave 2 High Performance Wireless Mesh Router

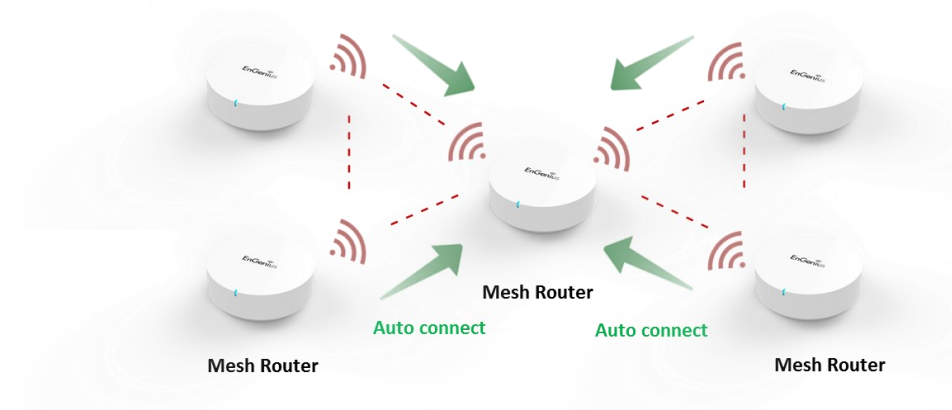
Cutting-edge 802.11ac mesh router for high performance in dense, high-demand network environments.

The EnGenius AC1300 Mesh Router EMR3500 is the latest concept in dual-band, dual-concurrent wireless mesh routing. The EMR3500 is easily managed with simplified configuration, deployment, and recovery capabilities. Just plug your first EMR3500 into your cable or DSL modem and connect to your network with the EnMesh mobile application. Adding additional EMR3500 access points is easy – just connect to a wall outlet, and the access points will auto-connect to your existing network. Enjoy whole-home Wi-Fi coverage in no time.



Features

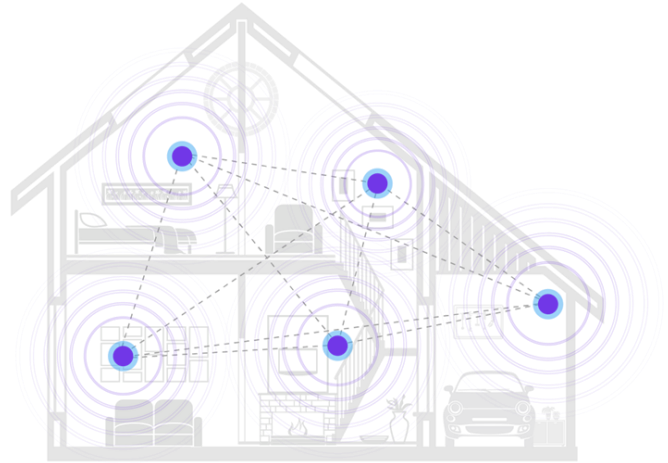
- > IEEE802.11a/b/g/n/ac, Dual-Band & Dual Concurrent
- > Supports up to 867 Mbps on the 5GHz frequency band/400Mbps on 2.4GHz frequency band
- > Easy deploy system with simple configuration via mobile app
- > Built-in 360-degree high performance antenna for whole home wireless coverage
- > Guest network provides Internet connection with restricted access
- > Parental controls for scheduling access times for the Internet and blocking sites
- > Auto-update firmware keeps your device up to date to benefit from the latest service and security enhancements
- > Simple to setup, easy to manage
- > EnMesh mobile APP for easy setup installation
- > EnFile mobile application for easy file storage on the cloud





Whole home Wi-Fi coverage with consistent performance

What is the best choice if a single router signal is not enough to cover your entire home? The EMR3500 is an ideal solution for any challenging home network environment. It extends signal range from an internal high-performance Wi-Fi module, and its high-gain antenna arrays reduce the number of mesh nodes needed to cover your home. No more Wi-Fi dead spots in your home with EnGenius Mesh network solution.




AC Wave 2 technology with High Performance Wi-Fi

EMR3500 is a dual-band, dual-concurrent wireless mesh router with the latest 11AC Wave 2 technology. Total wireless speeds can reach up to 1.3Gbps, two times faster than traditional 802.11n technology. The upgraded throughput will bring smoother wireless performance with greater flexibility and less lag.

Auto-Recovery in Cases of Network Issues

In case of power outages, connection failure, or other problems, the loss of a single EMR3500 node will not impact your network. Other EMR3500 nodes will locate an alternative path and automatically rebuild your network connection. The EMR3500 wireless mesh system allows for multiple nodes with minimal signal loss and can connect up to 8 nodes. It's an ideal Wi-Fi solution for large homes when you need a strong signal in every room.





Easy Setup with the Plug and Play Mesh Network

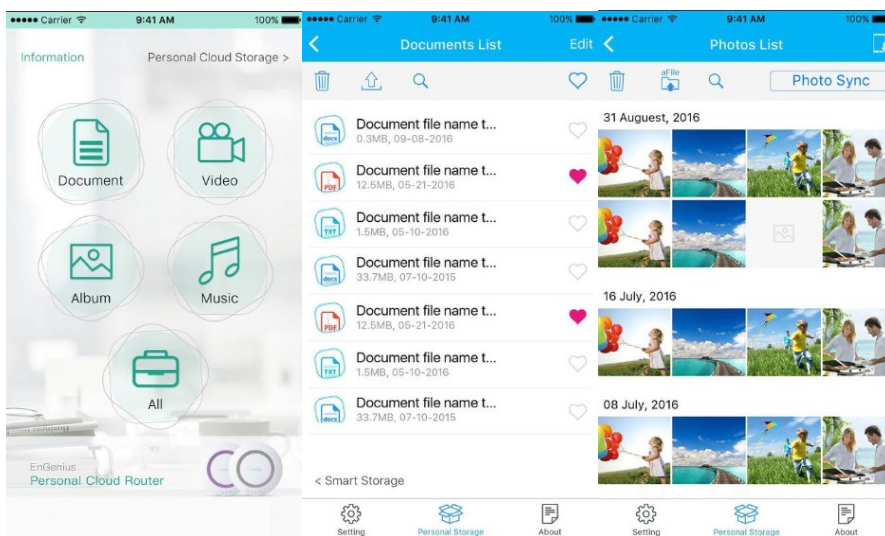
The EnMesh App lets you setup, deploy, and manage your mobile devices without complex installation procedures. The EnMesh App will connect all your discoverable Mesh devices instantly upon power up. You can also use the application to configure and troubleshoot your network.



Connect a USB Storage Device

The EnFile Mobile App enables users to create a private cloud network on EnGenius Cloud Services at no extra charge. You can move your entertainment, workplace, and productivity files onto the cloud to support a fully mobile lifestyle.

Use your smart devices to play music and video, backup photos, and transfer files between a Gateway/Router-attached USB hard drive when at home or on the go. You can also use EnFile to remotely monitor EnGenius Gateway/Router usage and toggle device connectivity from anywhere.





Physical Interface



LED indicator



Interface

- 1 x DC Jack
- 1 x WAN port
- 1 x LAN port
- 1 x USB port

Wall mount hole

Reset Button



Technical Specifications

Physical Interface

2x 10/100/1000Mbps Ethernet Port (1 WAN/1 LAN)

1x USB 2.0 Port

1x Reset Button

1x DC Jack

LED indicator

1 LED indicator with 4 different colors and types

White - Mesh and Internet connection status

Red - No Internet connection or no Mesh connection

Orange - Mesh connection signal is weak

Package Content

1x EMR3500

1x Power Adapter

1x Quick Start Guide

1x RJ-45 Ethernet Cable

Hardware Specification

Dimension: 127 x 57.2mm (Diameter x Height)

Power Adapter: 12V / 1A

Certification

CE/FCC/NCC/BSMI

Physical/Environment Condition

Operation Temp.: 0°C ~ 40°C

Humidity 90% or less (Non-Condensing)

Storage Temp.: -20°C ~ 60°C

Humidity 95% or less (Non-condensing)

Wireless Specification

IEEE802.11ac/a/b/g/n

Wireless Band: 2.4GHz / 5GHz

AC1300 Dual Band Internal High Performance antenna

2.4GHz Tx Output Power: 20±1 dBm (MAX.)

2.4GHz Rx Sensibility: -85dBm (MAX.)

5GHz Tx Output Power: 19±1dBm (MAX.)

5GHz Rx Sensibility: -83dBm (MAX.)

(The MAX. Power may be different depending on local regulations)

Software Features

All setup on EnMesh mobile APP

Mesh easy connection

Mesh connection status overview

Parental Control

Guest Network

Encryption: WEP / WPA / WPA2 / TKIP / AES

WAN: PPPoE / Static IP / DHCP

Band steering

DHCP Server

URL / IP / Port / ICMP Filtering

UID / DDNS / EnGenius DDNS Service

UPnP Support

Remote Control

Firmware Upgrade

Airprint server

Emergency Recovery Page (System failure)

Backup / Restore Setting

EnMesh & EnFile Mobile App. (iOS/Android) Supported